

Creating
Responsible Learners
And
Informed Parents



Presented by
Julie Anne McDowell

www.mrsmcdowell.com

teacher@mrsmcdowell.com

ACSI Convention: Session #133

Fall 2004



B.E.E. Books








So, what is a B.E.E. Book?

B.E.E.= Bring Everything Everyday!

The B.E.E. Book is a three-ring notebook that students use everyday to develop organizational skills and learn responsibility. It is important to teach children how to keep up with homework, tests, and important notes. This book is a way of maintaining effective communication between home and school. It aims to eliminate lost notes, newsletters, calendars, and homework as well as keep parents and students informed of important events and academic progress. EVERYTHING a student and parents need is in the notebook.


NO more lost notes or wrinkled papers in the bottom of backpacks!
NO more lost homework or missing lunch money!





The materials needed for the notebooks are:

-  A 1 inch notebook (per student)
-  Sheet Protectors
-  Manila double pocket folders
-  Clear pencil pouch (per student)
-  2x4 inch shipping labels
-  Colored paper (Use a different color for each section!)
-  Notebook paper or stationary for parents to use to write notes to the teacher (optional)

So, what do I put in a BEE Book?

The BEE Book is completely customizable, so you can choose to include the sections that YOU and YOUR CLASSROOM need. Here are some suggestions:

 Important Notes	This pocket is to be used to send notes to the teacher that need immediate attention, such as carpool changes, doctor's appointments, urgent concerns, etc. I will also use this pocket to send you notes that require immediate attention. Please check this section daily.
------------------------------------------------------------------------------------------------------------	------------------------------------------------------------------------------------------------------------------------------------------------------------------------------------------------------------------------------------------------------------------------------

-  Teaching Heart: A phenomenal website filled with hundreds of ideas for the classroom. Download labels and covers for your book on this site!
<http://www.teachingheart.net/moosebooks.html>
-  Mrs. Gore's First Grade: This site has lots of downloadable items that you can customize and use immediately!
<http://www.mrsgoresfirstgrade.com/html/moose.html>
-  Mrs. Laboon's Kindergarten: This site has a list of helpful rules for taking care of MOOSE or FROG books.
<http://www.pickens.k12.sc.us/hesteachers/laboonac/web%20pages/moose%20books.htm>
-  Mrs. Solley's Kindergarten: Great pictures and descriptions of the MOOSE book.
http://www.madison.k12.al.us/mtcarmel/O_kindergarten/solley/moosebookpage.html

Join one of the following listservs to share more ideas or receive support in creating your own organizational notebooks:

kinderkorner Visit www.kinderkorner.com to join.

teachfirstgrade Visit www.yahoo.com for more information.

Here are some popular acronyms to match your classroom theme or school mascot:

BEAR: Bring Everything Always Ready

BIRD: Being Independent and Responsible Daily

CLOWN: Children Learning to Organize What's Necessary

DOG: Daily Organizational Guide

EAGLES: Everything A Great Learner Expects for Success

FISH: Family Involvement Starts Here

FROG: For Really Organized Guys and Girls

LION: Let's Instill Organization Now

MOOSE: Management Of Organizational Skills Everyday

STAR: Students Taking Awesome Responsibility or Students That Are Responsible



Weekly Correspondence

Communicate with parents on a weekly basis! Encourage students to take more responsibility for their homework through the use of a homework contract.

Sample Homework Contract

Week of _____

Monday <input type="checkbox"/> Read and sign your homework contract on the bottom of this page. <input type="checkbox"/> Practice Bible Memory Verse <input type="checkbox"/> Read for 15 minutes. Parent initial: _____ (No credit without initial!)
Tuesday <input type="checkbox"/> Math Activity <input type="checkbox"/> Book Treasure: Use your book treasure to re-tell the story you heard in class to your family. Fill out the response form. Don't forget to bring back your book treasure box! <input type="checkbox"/> Read for 15 minutes. Parent initial: _____ (No credit without initial!)
Wednesday Wonderful Wednesday! No Homework!
Thursday <input type="checkbox"/> Study for Spelling Test <input type="checkbox"/> Show and Tell
Friday Fabulous Friday! Have a great weekend!

I have read my Homework Assignment Sheet, and I promise to do my best work and complete my homework on time. I understand it is my responsibility to put my homework in my BEE Book and bring it to school everyday. If I complete all of my homework on time, I will receive an award from Mrs. McDowell at the end of the week

Student Signature

Parent Signature



Use a weekly update checklist to evaluate students' work habits and approaches to learning. Customize it to match your report card or assessment needs! Leave space to write comments that celebrate student successes and highlight areas that need support and practice. Here is an example:

Weekly Update									
Week of									
✓+ Outstanding	✓ Satisfactory								
✓- Needs Support and Practice									
Listens attentively									
Follows classroom rules									
Completes work on time									
Know Bible Memory Verse									
Stays on Task									
Follows Directions									
Parents Initials									
Between Home and School									
Comments from School					Comments from Home				

Weekly Newsletter

Update your classroom newsletter with sections that educate parents and challenge your students! Here are some sections to include:

- 🍎 "What a Week in _____ Grade" Give a brief summary of the highlights of the week. Include "Ask me about..." questions parents can ask their child about something he or she has learned.
- 🍎 A Weekly Brainteaser
- 🍎 A Peek at What We Will Learn: Provide parents with a sneak peek into what you will be learning in each subject.
- 🍎 Author of the Month: Include biographical info and booklists
- 🍎 Website of the week or month
- 🍎 Character Traits: Include definitions and a list of students who are displaying these traits
- 🍎 Bible Memory Verse
- 🍎 Prayer Requests
- 🍎 Digital Photographs of your students learning
- 🍎 Stories or poems written by students



Make Learning at Home Fun!

Elementary students love to take home activities and books to share with their families. Traveling bags are one way to encourage communication between home and school, foster a love of learning, and create excitement about homework. Instead of buying expensive discovery packs sold at teacher stores, create your own! Here are some fun bags to start your collection:

- 🍎 *The All About Me Bag.* Get to know each other with this special show and tell bag. Each child takes the bag home for 1 night and brings it back filled with 4-6 special items that tell us something about him or her.
- 🍎 *The Rhyme Bag.* "I don't mean to brag, but there is something in my bag that rhymes with _____." Students complete the poem and bring an object back in the bag.
- 🍎 *The Tooth Bag.* Make losing a tooth a memorable learning activity. This bag contains stories and poems about loose teeth, a giant toothbrush, and a journal for capturing wiggly tooth stories!
- 🍎 *The Birthday Bag.* Celebrate birthdays with special stories to read and fun games to play. This bag also contains a musical candle, "celebration dust," stickers, a special pencil, and a journal for celebrating this special day.
- 🍎 *The Science Bag.* Students love to explore and discover new things. This bag allows students to practice a simple science experiment at home and then perform it for the class! Items to include: lab coat, safety goggles, lab book, simple science books.
- 🍎 *The Laugh and Giggle Sack.* Find out what tickles your students' funny bones. Students write about what makes them laugh and find a joke to share with the class. Include two journals and a kids' joke book.
- 🍎 *The Sunshine Bag.* Spread God's word through the activities in this bag! Students and their families do kind acts for others and record their experience in the journal! The bag includes suggestions for kind deeds, giant sunglasses, and "sunshine" lotion.

Family Projects

Promote hands-on and fun learning at home through the use of family projects! Here are a few ideas:

- 🍎 Monthly Calendar Activities: Visit www.kinderkorner.com Kindergarten or First Grade Homework by Creative Teaching Press
- 🍎 Disguise a Turkey, Decorate a Christmas Tree, Decorate a Snowman
- 🍎 Memory timeline
- 🍎 Family bottles or blocks